

CHLOE

Rev. 04/2016

STRUTTURA Realizzata in legno abbinato a particelle di legno grezzo biodegradabile e pannelli di fibra di legno duro.

IMBOTTITURE Cuscini di seduta, braccioli, poggiatesta e spalliere poggiatesta reclinabili sono realizzati in poliuretano espanso a densità differenziate ricoperte da un materassino realizzato in piuma d'oca.

Cuscini di seduta: densità 30 kg/mc.
Poggiatesta e poggiatesta: densità 23 kg/mc.

Imbottiture di completamento: densità 21 kg/mc.

Braccioli: densità 30 kg/mc.

RIVESTIMENTO Pelle o microfibra non sfoderabile. Per le caratteristiche del rivestimento e della manutenzione vedere relative schede tecniche.

PIEDI in acciaio finitura cromo o titanio. H cm 14,5

NOTE Gli schienali sono dotati di meccanismo manuale a cricchetto, reclinabili a seconda del comfort desiderato.

FRAME Hard wood combined with plywood and particle board.

PADDING Seat cushion, armrest, kidney rest and inclining headrest in double density polyurethane foam covered with a layer of goose feathers.

Seat cushion: Polyurethane foam 30kg/m3.

Headrest and Kidney rests: Polyurethane foam 23kg/m3.

Armrests: Polyurethane foam 30kg/m3.

Frame padding: 21 kg/m3

COVERING Leather, microfiber or fabric. Not removable. Please check covering details for care instructions.

FEET In metal color chrome or Titanium H 14.5 cm

NOTE The backrests are equipped with manual ratchet mechanism, reclining according to the desired comfort.

STRUCTURE En bois combiné avec du bois non traité et biodégradables et des panneaux de fibres de bois dur.

REMBOURRAGE Coussins d'assise, accoudoirs, cale-reins et dossiers appui-tête inclinables réalisés en polyuréthane expansé à densité différenciée recouvert d'une couche de plumes d'oie.

Coussins d'assise: Polyuréthane expansé 30 Kg/m3.

Accoudoirs: Polyuréthane expansé 30 Kg/m3.

Appui-tête et Cale-reins: Polyuréthane expansé 23 Kg/m3

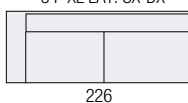
Rembourrage de complément: densité 21 Kg/m3

REVETEMENT Cuir ou microfibre non déhoussable. Pour les caractéristique du revêtement aussi bien que pour l'entretien veuillez consulter les fiches techniques appropriés.

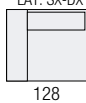
PIEDS En acier couleur chromé ou Titanium H 14.5

NOTE Les dossiers ont un mécanisme à cliquet manuel, inclinables selon le confort souhaité.

cod. 0492/0491
3 P XL LAT. SX-DX




cod. 0192/0191
POLTRONA XL
LAT. SX-DX




cod. 0193
POLTR. XL
CENTRALE



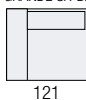
cod. 0430
DIVANO 3 P GRANDE



cod. 0432/0431
3 P GRANDE LAT. SX-DX



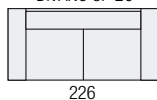
cod. 0109/0108
POLTRONA
GRANDE SX-DX



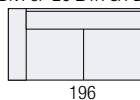
cod. 0104
POLTR. GRANDE
CENTRALE



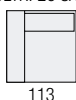
cod. 0305
DIVANO 3P 2C



cod. 0345/0344
DIV. 3P 2C LAT. SX-DX



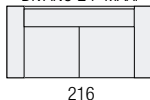
cod. 0117/0116
POLTR. 2C SX-DX



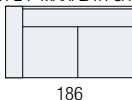
cod. 0115
POLTR. 2C
CENTRALE



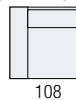
cod. 0210
DIVANO 2 P MAXI



cod. 0212/0211
DIV. 2 P MAXI LAT. SX-DX



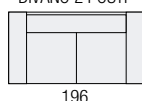
cod. 0112/0111
POL. MAXI SX-DX



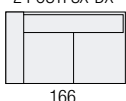
cod. 0113
POLTR. MAXI
CENTRALE



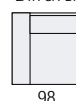
cod. 0200
DIVANO 2 POSTI




cod. 0202/0201
2 POSTI SX-DX



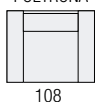
cod. 0102/0101
POLTRANA
LAT. SX-DX



cod. 0103
POLTR.
CENTRALE



cod. 0100
POLTRONA



cod. 0801
POUF

